

Hiagari Incineration Facility

Self-Disposal of Waste

- Be sure to fill out the "Waste Disposal Application Form" in advance when bringing waste to the incineration facility.
(Download from the Kitakyushu City Hiagari Incineration Facility website)
- A driver's license or other ID must be presented at the weighing reception to prevent disposal of prohibited items.

Opening Hours

Weekdays, Saturdays, and public holidays 6:00 A.M. – 5:00 P.M.

Sunday 6:00 A.M. – 8:30 A.M.



*Check the website for hours over the year-end and New Year period.

Important Notes for Self-Disposal of Waste

Never bring prohibited items!


Fires and accidents have occurred at the incineration facility in the past due to disposal of items such as partially used cassette gas canisters, spray cans, and lithium-ion batteries, causing the facility to stop operating. Check the list of acceptable waste and never bring prohibited items.

Be thorough in sorting waste! Use transparent bags!

Sort your waste in advance.

If unsorted waste is brought to the facility, you may be asked to take it back.

If bags are used, make sure they are transparent so their contents are visible.



Self-Disposal Procedure

1 Facility Entrance

Enter through the waste disposal vehicle entrance and follow the red line.



Follow the instructions on the signs inside the facility.



2 Weighing station (After Entering)

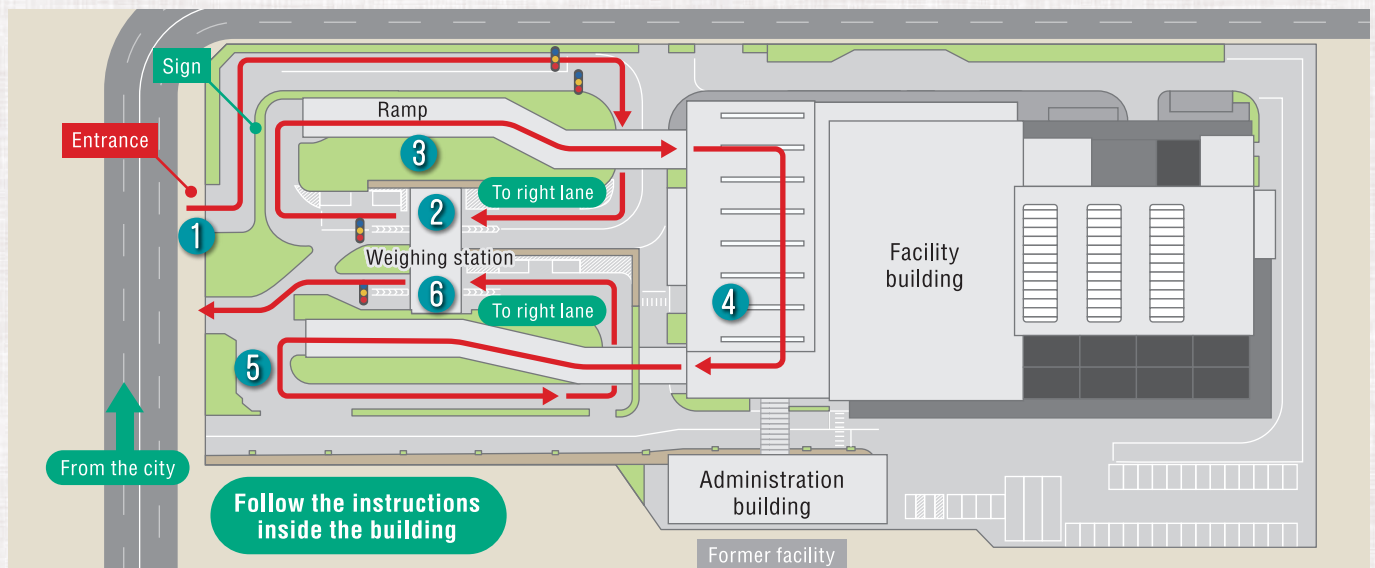
The waste is weighed first. Present your Waste Disposal Application Form and driver's license at reception.

Receive a Self-Disposal Card.



3 Tipping Hall Entrance

Drive up the ramp, then stop in front of the door, before entering the tipping hall.



4 Dumping the Waste

After entering the tipping hall, reverse your vehicle to the designated door, and stop.

Unload your waste after the door has opened completely.



5 Ramp

Go around the left side, and head toward the exit weighing station.



6 Weighing station (Before Exiting)

Insert the Self-Disposal Card into the automatic payment machine and pay the fee displayed.

Return the Self-Disposal Card at reception.



Self-Disposal of Combustible Household Waste

*Check our website for information on waste from businesses.

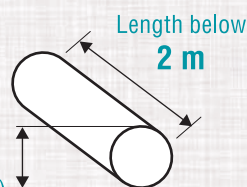
【Contact Information】
96-2 Nishiminatomachi,
Kokurakita Ward, Kitakyushu City
Phone: 093-581-7976

Accepted Waste (Primarily Combustible Waste)



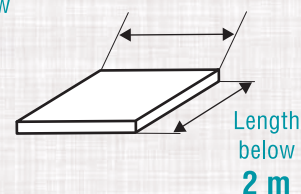
Diameter below **20 cm**
(10 cm for raw wood)

Waste wood (non-recyclable)



Soft Materials

Width below **1.4 m**



*Excludes waste wood that can be reused or recycled


Prohibited Items

Partially used cassette gas canisters



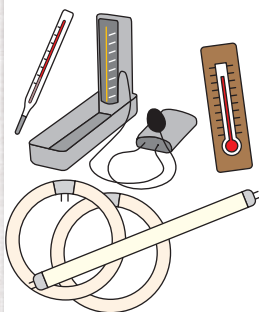
Empty the contents and dispose of as household waste.

lithium-ion batteries



Take to designated collection point

mercury thermometers, mercury blood pressure monitors, mercury temperature gauges, and fluorescent tubes



Take to designated collection point

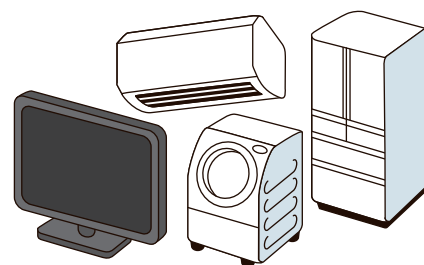
Cans, glass bottles, plastic bottles



Take to recycling station

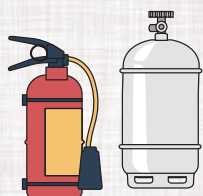
Four items listed under the Home Appliance Recycling Law

Washing machines, clothes dryers, TVs, air conditioners, refrigerators/freezers



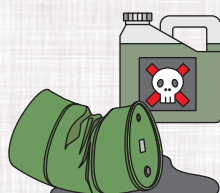
Take to retailers or shops offering recycling services

Cylinders




Fire extinguishers, gas canisters

Waste oils, chemicals



Gasoline, kerosene, pesticides

Rubber



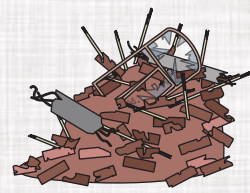
Tires, rubber sheets

Metals



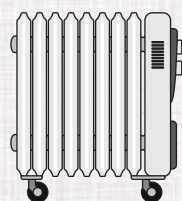
Metal fittings, 18-liter drums, wires, metal pipes, reinforcing bars

Soil, sand, etc.




Soil, sand, concrete blocks, bricks, ceramics, glass

Miscellaneous



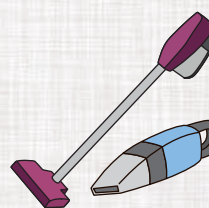
Oil heater



Motorcycle



Piano



Cordless vacuum cleaner

Oil heaters, motorcycles, safes, pianos, bathtubs, gypsum boards, rain gutters, FRP products, household appliances containing fluorine, cordless vacuum cleaners and other rechargeable household appliances and batteries which are difficult to process